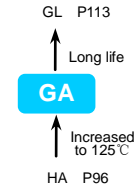


GA SERIES



- All-welded construction ensures reliable electrical contact
- Resistance to ultra high temperature
- Endurance with ripple current: 2000 hours at 125°C



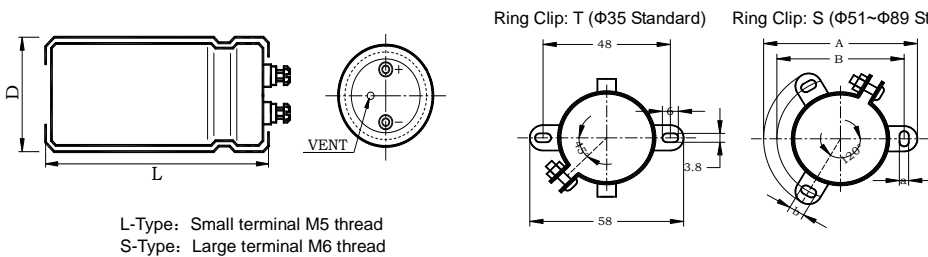
◆ SPECIFICATIONS

Items	Characteristics						
Operating Temperature Range	-25~+125°C						
Rated Working Voltage Range	350~400V						
Capacitance Range	680~10000µ F						
Capacitance Tolerance	±20% (20°C, 120Hz)						
Dissipation Factor (MAX) 20°C, 120Hz	<table border="1"> <tr> <td>U_R(V)</td> <td>350</td> <td>400</td> </tr> <tr> <td>tanδ</td> <td colspan="2">0.15</td> </tr> </table>	U _R (V)	350	400	tanδ	0.15	
U _R (V)	350	400					
tanδ	0.15						
Leakage Current (MAX)	I=0.01C _R U _R or 5mA whichever is minimum. (at 20°C. After 5 minutes application of rated voltage) I=Leakage Current (µA) U _R =Rated Voltage (V) C _R =Rated Capacitance (µF)						

	Load Life	Endurance Test	Shelf Life
Life Time	2000h	2000h	1000h
Leakage Current	≤ Specified value	≤ Specified value	≤ Specified value
tanδ Change	≤ 300% of specified value	≤ 200% of specified value	≤ 200% of specified value
Capacitance Change	Within ±30% of initial value	Within ±20% of initial value	Within ±20% of initial value
Condition Applied Voltage Applied Ripple Current Applied Temperature Failure Rate Level	U _R I _R 125°C 0%	U _R I _R =0 125°C 0%	U _R =0 I _R =0 125°C 0% Back up to 20 °C and placed more than 24 hours. U _R to be applied for 60 min before measurement.

◆ Dimensions

● Terminal Code



L-Type: Small terminal M5 thread
 S-Type: Large terminal M6 thread

Ring Clip Dimensions:

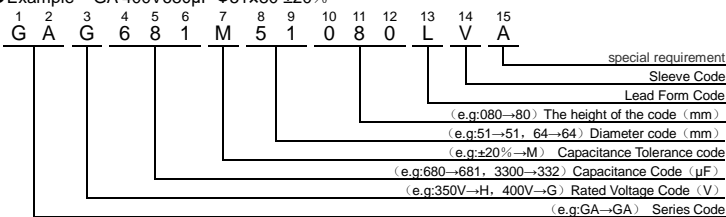
ΦD	A	B	a	b
51	73.0	63.5	4.5	7
64	85.1	76.2	4.5	7
76	98.4	88.9	4.5	7
89	111.1	101.6	4.5	7

For detailed dimension & tolerance, please refer to P90

- Please consult to us for the terminal type not displayed in content

◆ PART NUMBER SYSTEM

● Example GA 400V680µF Φ51×80 ±20%



GA SERIES

◆ Standard Ratings

WV _{DC} (Surge Voltage) (V)	Cap (μ F)	Size D×L (mm)	tan δ 20°C/120Hz	Ripple Current 125°C/120Hz (Arms)	Catalog Part Number
350 (400)	680	51×80	0.15	2.8	GAH681M51080□VA
	820	51×80	0.15	3.0	GAH821M51080□VA
	1200	51×95	0.15	3.9	GAH122M51095□VA
	1500	51×105	0.15	4.6	GAH152M51105□VA
	1800	64×80	0.15	4.7	GAH182M64080□VA
	2200	64×95	0.15	6.1	GAH222M64095□VA
	2700	64×115	0.15	7.3	GAH272M64115□VA
	3300	64×130	0.15	8.1	GAH332M64130□VA
	3900	76×115	0.15	9.2	GAH392M76115□VA
	4700	76×130	0.15	10.4	GAH472M76130□VA
	5600	76×155	0.15	12.9	GAH562M76155□VA
	6800	89×157	0.15	15.6	GAH682M89157□VA
	8200	89×160	0.15	17.2	GAH822M89160□VA
10000	89×195	0.15	18.7	GAH103M89195□VA	

WV _{DC} (Surge Voltage) (V)	Cap (μ F)	Size D×L (mm)	tan δ 20°C/120Hz	Ripple Current 125°C/120Hz (Arms)	Catalog Part Number
400 (450)	680	51×80	0.15	2.9	GAG681M51080□VA
	820	51×80	0.15	3.1	GAG821M51080□VA
	1200	51×105	0.15	4.0	GAG122M51105□VA
	1500	51×105	0.15	4.8	GAG152M51105□VA
	1800	64×95	0.15	5.0	GAG182M64095□VA
	2200	64×115	0.15	6.3	GAG222M64115□VA
	2700	64×130	0.15	7.6	GAG272M64130□VA
	3300	76×115	0.15	8.4	GAG332M76115□VA
	3900	76×130	0.15	9.5	GAG392M76130□VA
	4700	76×130	0.15	10.8	GAG472M76130□VA
	5600	76×155	0.15	13.5	GAG562M76155□VA
	6800	89×157	0.15	15.9	GAG682M89157□VA
	8200	89×195	0.15	18.3	GAG822M89195□VA

*□Enter the appropriate terminal code

*Please ask for advice for other sizes.

*Aluminum electrolytic capacitor will emit heat when ripple current is applied, the performance will deteriorate when temp. rises. the useful life will be half of original life when temp rises every 5°C. Please reduce the ripple current when using capacitor.